

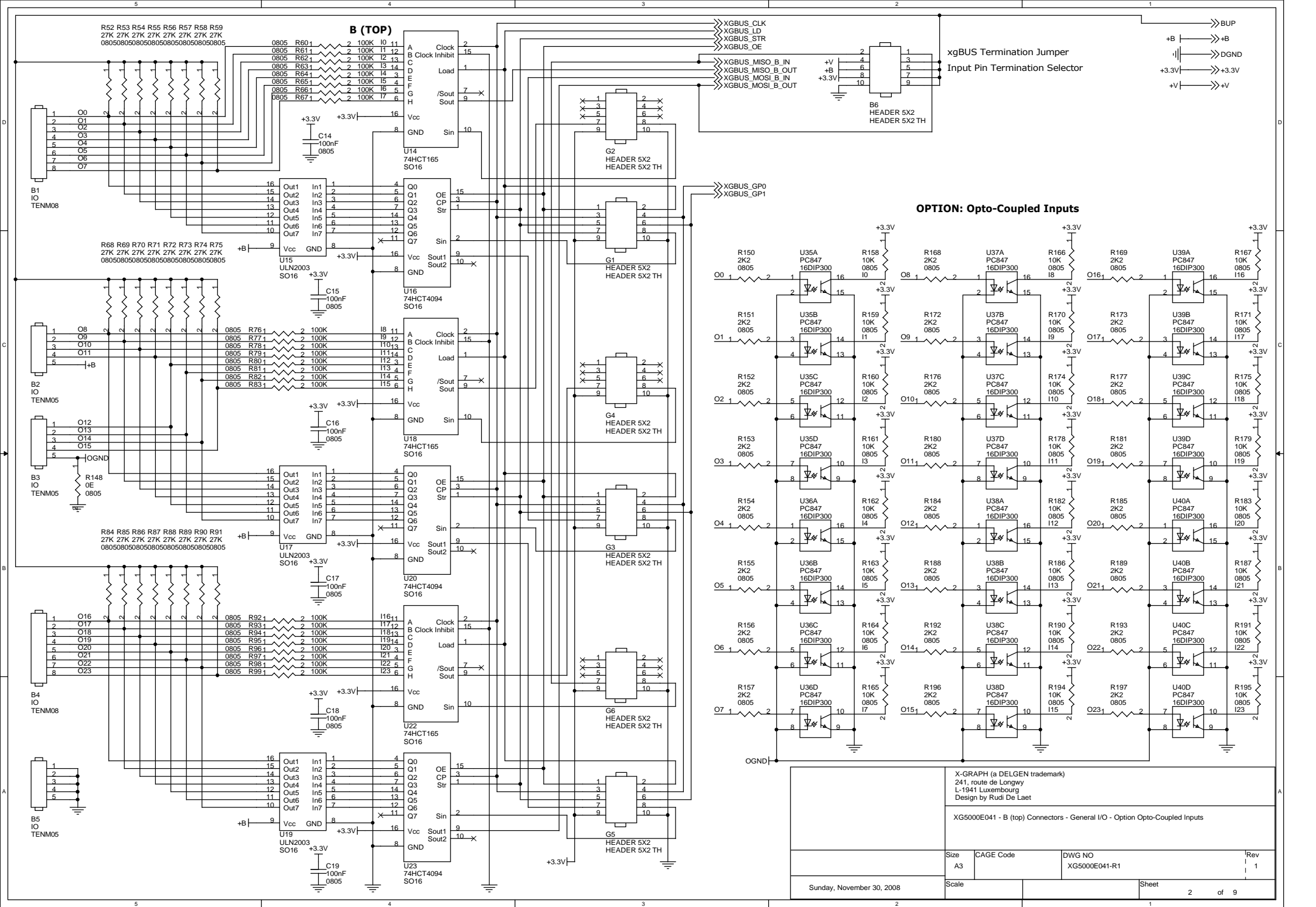
XGBUS Termination Jumper
Input Pin Termination Selector

XG5000 Features

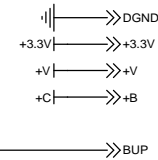
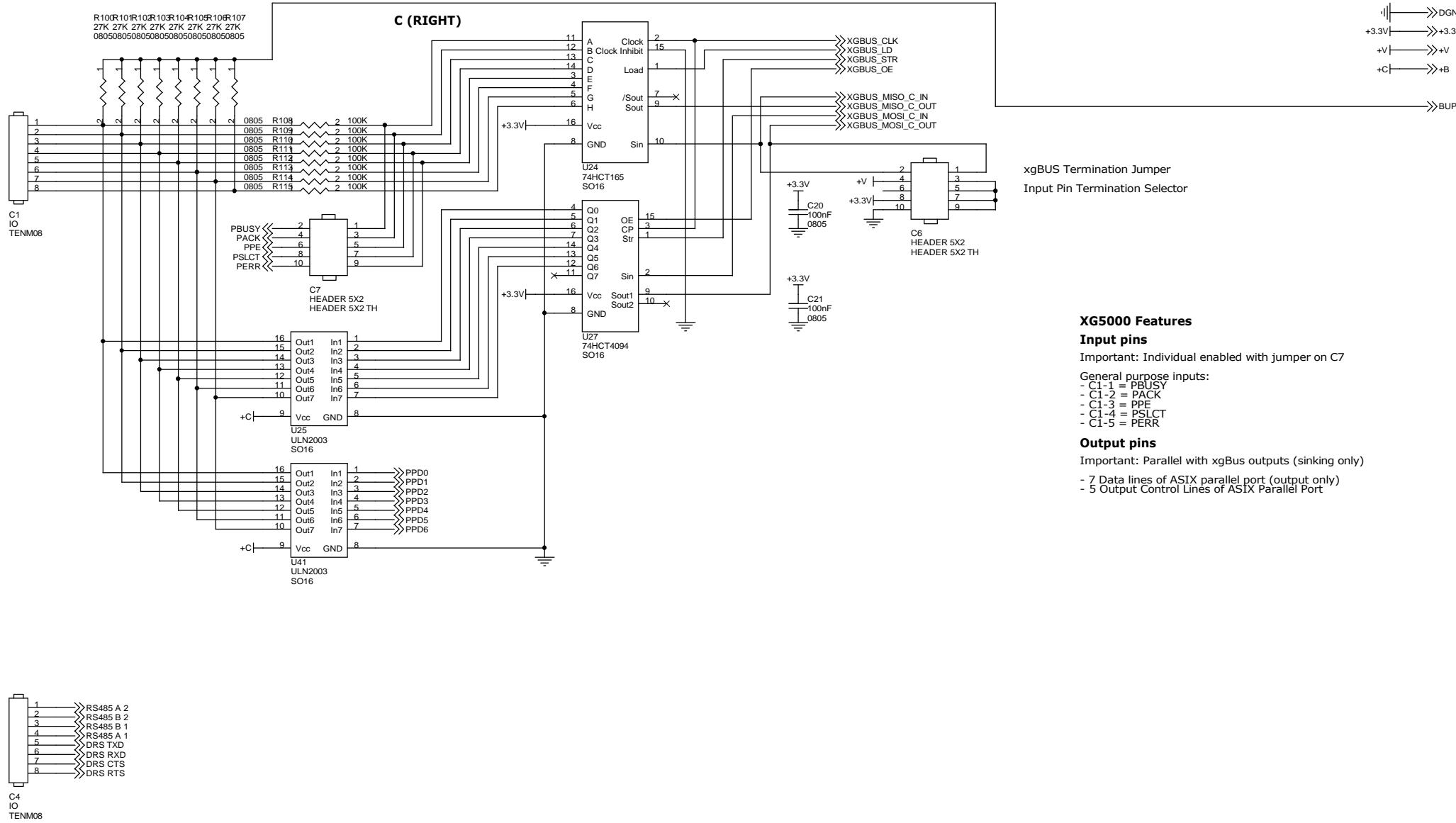
- Input pins**
Important: Individual enabled with jumper on A7
- Interrupt pins:**
- A2-1 = PE0 = INTOA
- A2-2 = PE1 = INT1A
- General purpose inputs:**
- A2-3 = PG0 = TCLKF
- A2-4 = PG1 = RCLKF
- Quadrature decoder pins:**
- A3-1 = PF0 = QD1B
- A3-2 = PF1 = QD1A
- A3-3 = PF2 = QD2B
- A3-4 = PF3 = QD2A

X-GRAPH (a DELGEN trademark) 241, route de Longwy L-1941 Luxembourg Design by Rudi De Laet			
XG5000E041 - A (left) Connectors - General I/O			
Size A3	CAGE Code	DWG NO XG5000E041-R1	Rev 1
Scale	Sheet 1 of 9		

Sunday, November 30, 2008



X-GRAPH (a DELGEN trademark) 241, route de Longwy L-1941 Luxembourg Design by Rudi De Laet			
XG5000E041 - B (top) Connectors - General I/O - Option Opto-Coupled Inputs			
Size	CAGE Code	DWG NO	Rev
A3		XG5000E041-R1	1
Scale		Sheet	2 of 9
Sunday, November 30, 2008			



xgBUS Termination Jumper
Input Pin Termination Selector

XG5000 Features

Input pins

Important: Individual enabled with jumper on C7

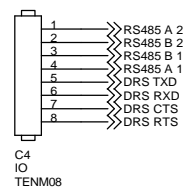
General purpose inputs:

- C1-1 = PBUSY
- C1-2 = PACK
- C1-3 = PPE
- C1-4 = PSLCT
- C1-5 = PERR

Output pins

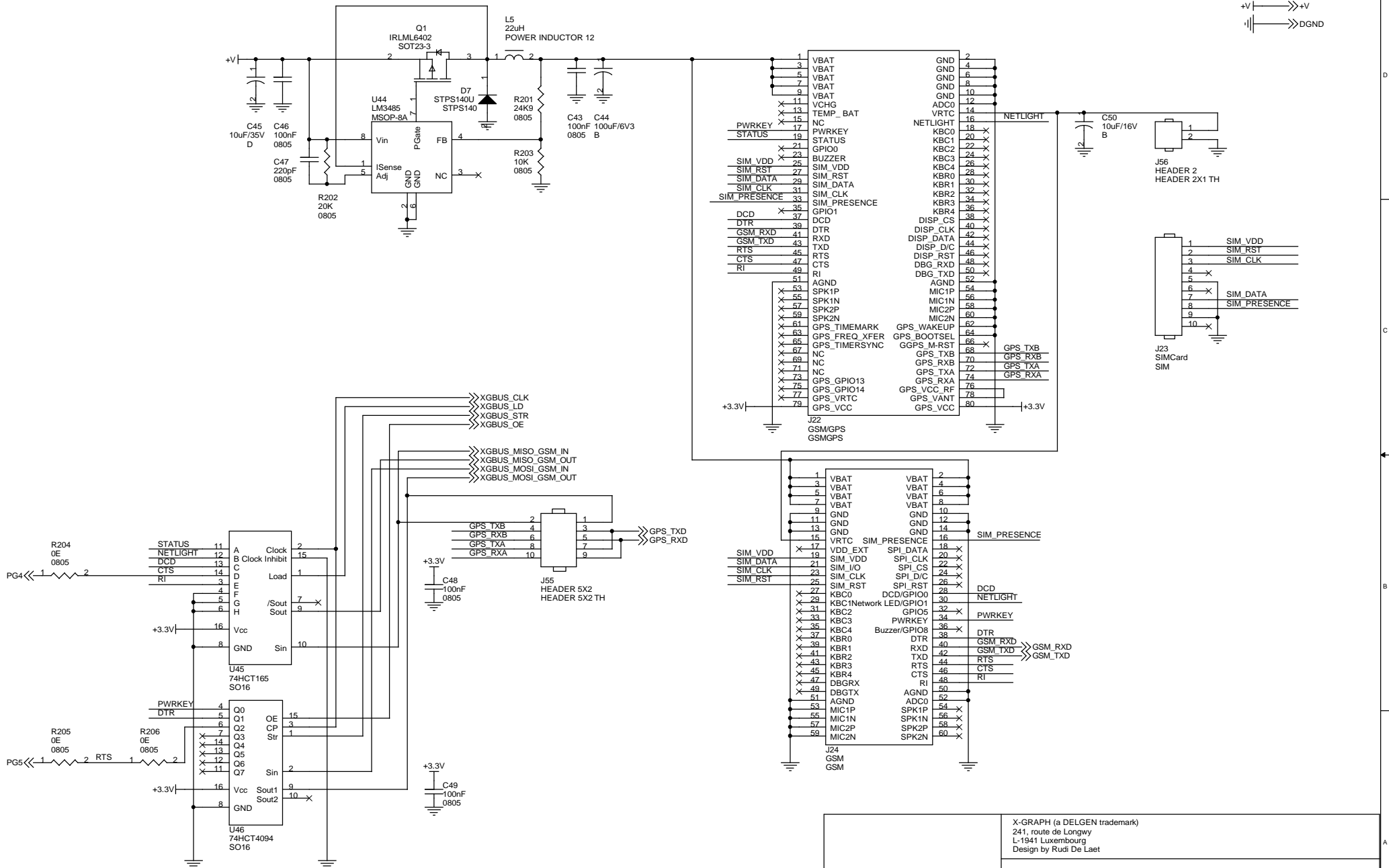
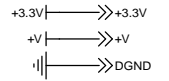
Important: Parallel with xgBus outputs (sinking only)

- 7 Data lines of ASIX parallel port (output only)
- 5 Output Control Lines of ASIX Parallel Port



		X-GRAPH (a DELGEN trademark) 241, route de Longwy L-1941 Luxembourg Design by Rudi De Laet		
		XG5000E041 - C (right) Connectors - General I/O & Direct XG5000 I/O's		
	Size A3	CAGE Code	DWG NO XG5000E041-R1	Rev 1
Sunday, November 30, 2008	Scale		Sheet 3	of 9

GSM/GPRS/GSM



X-GRAPH (a DELGEN trademark) 241, route de Longwy L-1941 Luxembourg Design by Rudi De Laet	
XG5000E041 - GSM - GPRS - GPS	
Size A3	CAGE Code
DWG NO XG5000E041-R1	Rev 1
Scale	Sheet 5 of 9

Sunday, November 30, 2008

ENCLOSURE


XG5000


XG4100


5.6" LCD


5.7" LCD


6.4" LCD



M1
M3 NON-PLATED



M2
M3 NON-PLATED



M3
M3 NON-PLATED



M4
M3 NON-PLATED



M5
M3 NON-PLATED



M7
M3 NON-PLATED



M8
M3 NON-PLATED



M9
M3 NON-PLATED



M34
M2 NON-PLATED



M35
M2 NON-PLATED



M10
M3 NON-PLATED


M11
M3 NON-PLATED


M12
M3 NON-PLATED


M13
M3 NON-PLATED



M14
M4 NON-PLATED



M15
M4 NON-PLATED



M16
M4 NON-PLATED



M17
M4 NON-PLATED



M18
M3 NON-PLATED



M19
M3 NON-PLATED



M20
M3 NON-PLATED


M21
M3 NON-PLATED



M22
M3 NON-PLATED


M23
M3 NON-PLATED


M24
M3 NON-PLATED



M25
M3 NON-PLATED



M26
M3 NON-PLATED



M27
M3 NON-PLATED



M28
M3 NON-PLATED


M29
M3 NON-PLATED


M30
M3 NON-PLATED


M31
M3 NON-PLATED

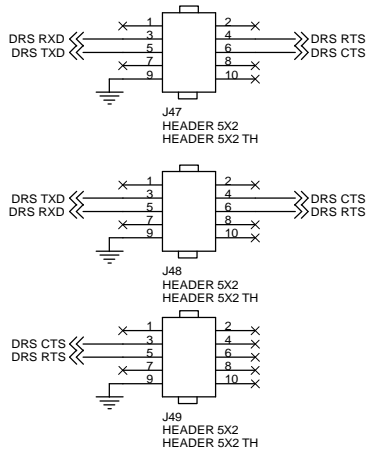

M32
M3 NON-PLATED


M33
M3 NON-PLATED

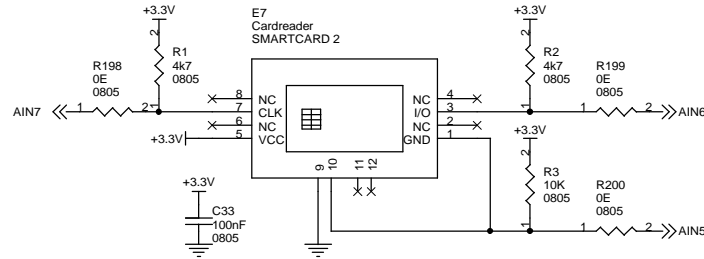
X-GRAPH (a DELGEN trademark) 241, route de Longwy L-1941 Luxembourg Design by Rudi De Laet			
XG5000E041 - Mounting			
Size A3	CAGE Code	DWG NO XG5000E041-R1	Rev 1
Sunday, November 30, 2008	Scale	Sheet 6 of 9	

SPECIAL CONNECTORS

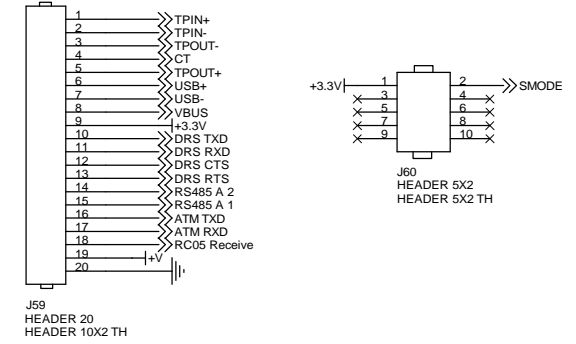
RS232C



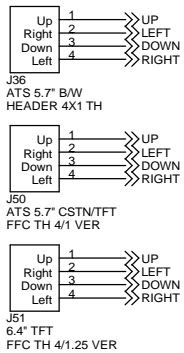
SMARTCARD



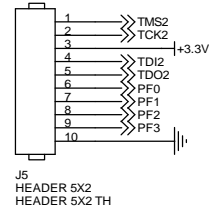
CONNECTORS



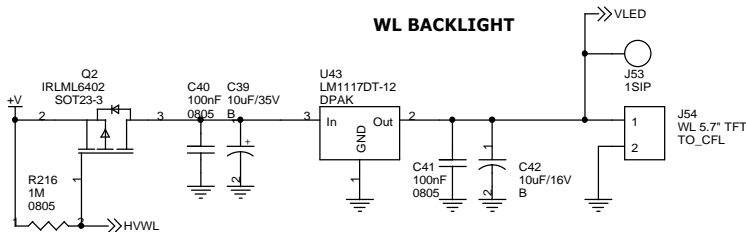
TOUCHSCREEN



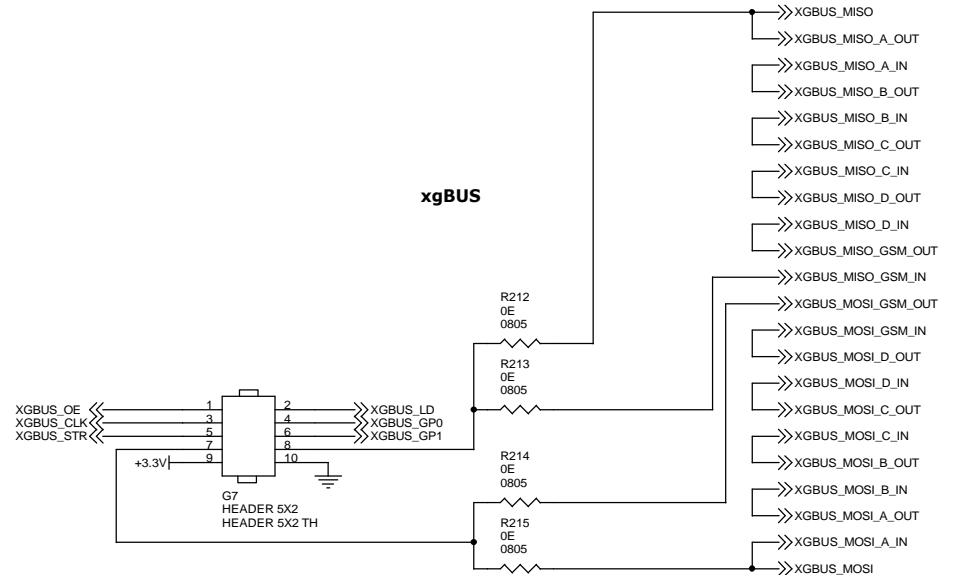
CPLD PROGRAMMING



WL BACKLIGHT


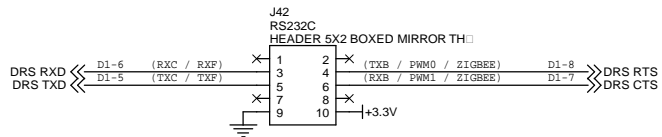
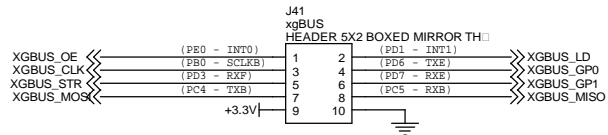
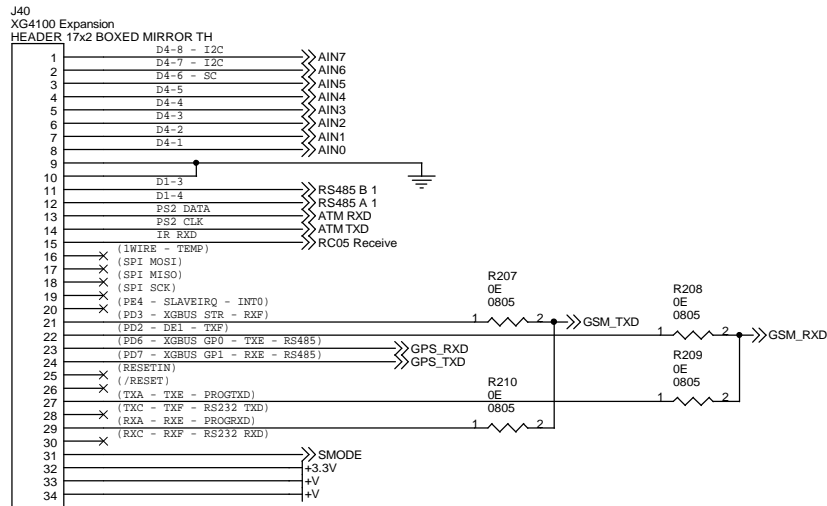
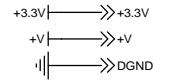


xgBUS

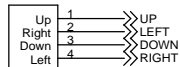


X-GRAPH (a DELGEN trademark) 241, route de Longwy L-1941 Luxembourg Design by Rudi De Laet			
XG5000E041 - Special Connectors			
Size A3	CAGE Code	DWG NO XG5000E041-R1	Rev 1
Sunday, November 30, 2008	Scale	Sheet 7 of 9	

XG4100 EXPANSION HEADERS



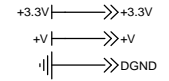
J44
ATS
HEADER 4X1 TH



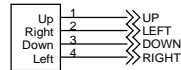
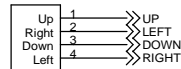
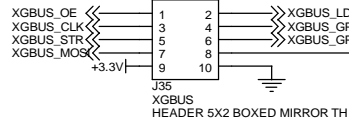
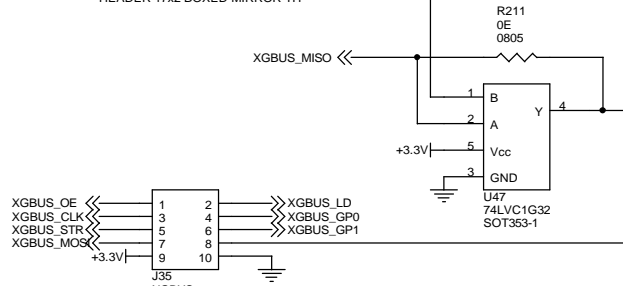
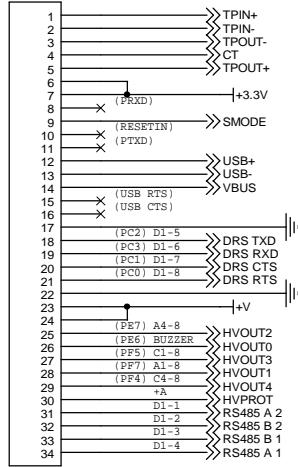
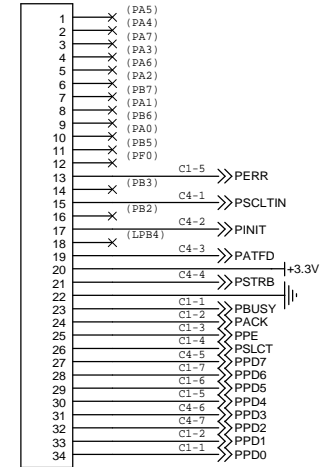
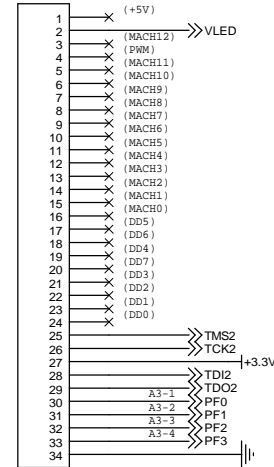
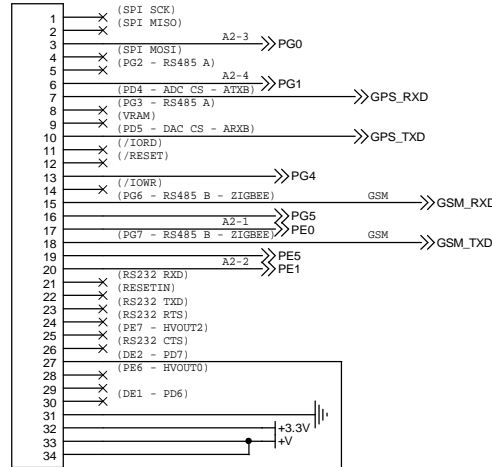

J45
ATS
HEADER 4X1 TH

		X-GRAPH (a DELGEN trademark) 241, route de Longwy L-1941 Luxembourg Design by Rudi De Laet		
		XG5000E041 - XG4100 Connection		
Size A3	CAGE Code	DWG NO XG5000E041-R1	Rev 1	
Sunday, November 30, 2008	Scale	Sheet 8 of 9		

XG5000 EXPANSION HEADERS



Unused XG5000 I/O pins: PG4 / PG5 / PE5



X-GRAPH (a DELGEN trademark) 241, route de Longwy L-1941 Luxembourg Design by Rudi De Laet		XG5000E041 - XG5000 Connection		
		Size A3	CAGE Code	DWG NO XG5000E041-R1
Sunday, November 30, 2008		Scale	Sheet 9 of 9	1